

Deck Plans

SYMBOL LEGEND

- Restrooms
- Elevator
- Launderette
- Connecting Staterooms
- Wheelchair Accessible
- Triple with Sofa Bed

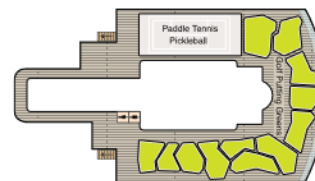
STATEROOM COLOUR LEGEND

OS	VS	OC	PH1
PH2	PH3	A1	A2
A3	A4	B1	B2
B3	B4	B5	S

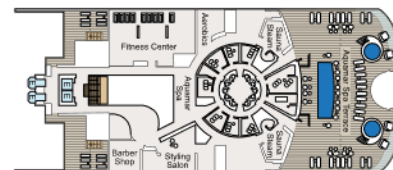
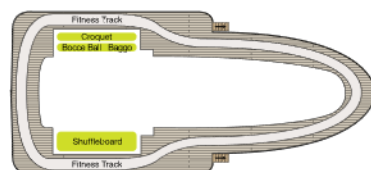
SHIP'S SPECIFICATIONS

Year Built: 2025
Gross Tonnage: 68,000
Length: 241 metres
Beam: 32 metres
Cruising Speed: 20 knots
Guest Decks: 11
Guest Capacity: 1,200
Staff Size: 800
Guest-to-Staff Ratio: 1.5 to 1
Nationality of Officers: European
Country of Registry: Marshall Islands


DECK 16



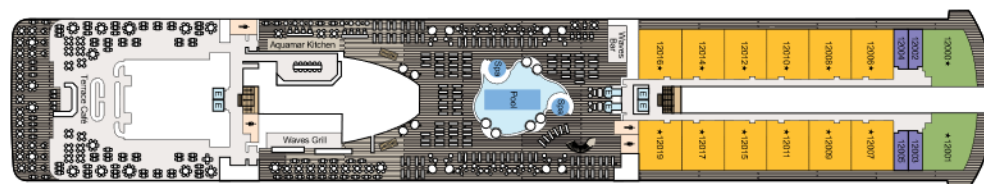
DECK 15



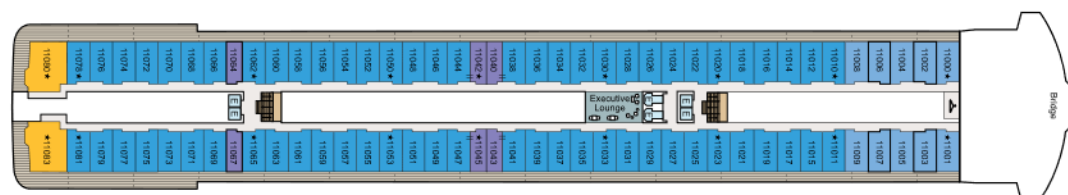
DECK 14



DECK 12



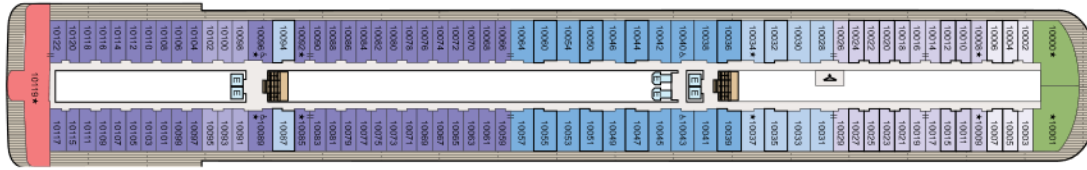
DECK 11



< AFT

FORWARD >

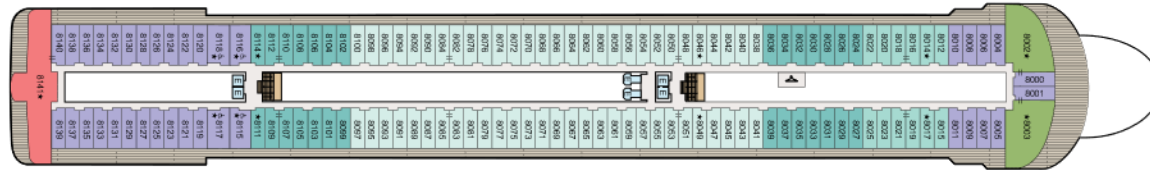
DECK 10



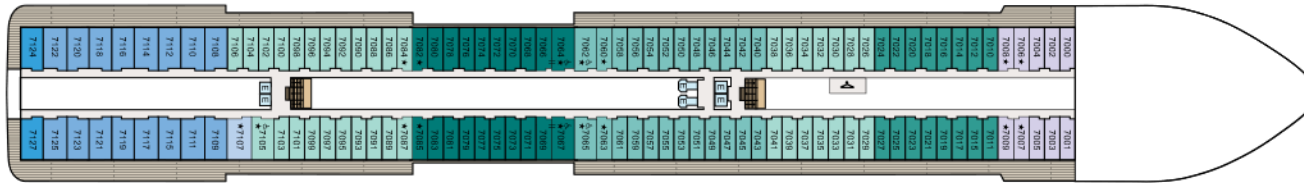
DECK 9



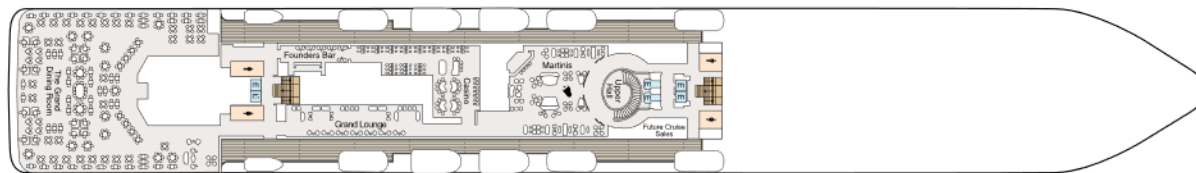
DECK 8



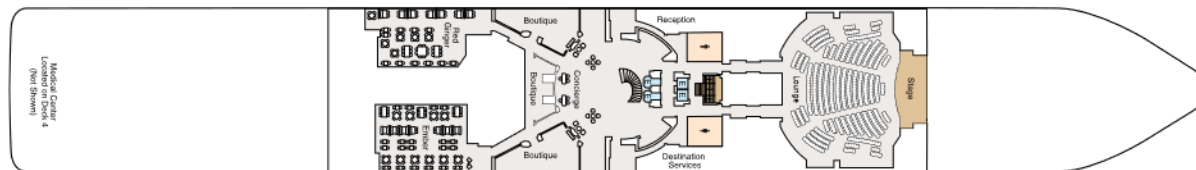
DECK 7



DECK 6



DECK 5



< AFT

FORWARD >